



Local Dealer:  
**Industrial Shelving Systems**  
455 E Elliott Ave  
St Louis, MO 63122  
800.875.6201 info@industrialshelving.com



## Sheet Metal VLS

The Sheet Metal Vertical Lift System (VLS) is an automated storage and retrieval system (AS/AR) that utilizes an elevator to climb the front of the tower to deposit and retrieve cartridges weighing up to 5,000 lbs and deliver them directly to the ground level for further processing, increasing material storage and improving production flow. Further, integrating storage and processing can eliminate costly retrieval steps, increase production machinery uptime, and reduce associated labour.

- Eliminates the need for forklifts during standard operation (operator, spotter, forklift)
- Reduce material changeover time by as much as 75%
- Utilizes overhead space for maximum storage density
- Contained storage environment prevents material damage
- Ergonomic design increases workplace safety and prevents injuries
- Improved productivity with more efficient SKU picking

Safe Handling • Easy Access • Maximum Storage • Fast Retrieval • Small Footprint

Toll Free: 800.875.6201 [www.industrialshelving.com](http://www.industrialshelving.com)

# Sheet Metal VLS



Technical Specifications	Imperial	Metric
Storage Width	120"	3048 mm
Storage Depth	60"	1524 mm
Max Height per Pallet	3.5"   5"	89 mm   127 mm
Max Load per Pallet	5,000 lbs	2,268 kg
Lifting Speed	22' ft/min	6.7 m/min
Push/Pull Drive	42 ft/min	12.8 m/min
<b>T</b>		
System Height	12' - 24'	3.65 m - 7.32 m
Loading Table		Optional
Load/Unload Carts		Optional

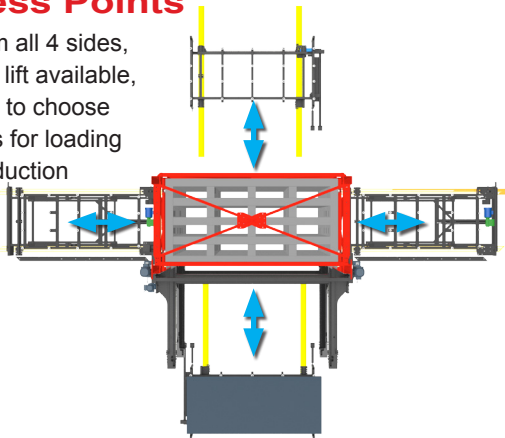
## VLS Cart Loading Instructions

1. Call empty pallet from tower to go onto the loading table.
2. The lift will lower the pallet onto the table allowing the pins on the table to go through the open spaces of the pallet.
3. With the lift fully lowered, the loading cart pins will protrude 5" above the surface of the pallet. Now the sheets can be lowered onto the pins with a forklift or overhead crane.
4. The lift raises the pallet, lifting the sheets from the pins, and continues to raise the pallet and sheets to place them in the tower at the designated position.



## VLS Access Points

With access from all 4 sides, up to 2 carts per lift available, and 3 cart styles to choose from, the options for loading and feeding production machines is limitless.



## VLS At A Glance

- Controls:** Automatic controls featuring pallet selection
- Emergency Stops:** Located left and right of the tower
- Overload Sensing:** Lift returns to the home position when activated
- Access Restriction:** Fencing around the perimeter and light curtains prevent access during operation
- Braking System:** Features a process brake and a redundant brake engaged with the safety system
- Cartridge Safety:** Each pallet is individually locked in place until released by the elevator
- Motors:** 2 x SEW KAF87 5hp motors & 1 x SEW KAF47 3/4hp
- Safety System:** Designed to SIL3 / CAT4 / PL e

Safe Handling • Easy Access • Maximum Storage • Fast Retrieval • Small Footprint

Toll Free: 800.875.6201 [www.industrialshelving.com](http://www.industrialshelving.com)